

Exploring the Renaissance

Purpose:

- To explore the innovations of the Renaissance in depth.
- To identify connections between the Renaissance and modern times.
- To use and improve your technological research skills.

Instructions:

- * **Step 1:** Make sure your computer's volume is **muted**.
- * **Step 2:** Open your internet browser and go to www.renaissanceconnection.org/index2.cfm
- * **Step 3:** Watch the short introduction to the website. After the introduction, click "Continue."
- * **Step 4:** At the bottom of the web page, click on "**Glossary**." Choose **5 terms** that you do not know, and record them (along with their definitions) below.

Term	Definition

* **Step 5:** Click on "**Art Explorer**" and answer the multiple choice question that pops up. Once you have selected an answer, click "Continue."

* **Step 6:** On the left side of the screen, you will see different categories. When you click on a category, a description will pop up in a small window. You must click "Close Window" before moving on to the next category. Read the description for each category, and use the information to answer these questions:

* **Quest for Knowledge:** Why did Europeans of the Renaissance look to ancient Roman and Greek ideas for inspiration? _____



* **Arts/Architecture:** What types of people supported the arts and architecture during the Renaissance? _____

* **Patrons Lifestyle:** What are some examples of art and architecture that were made possible by wealthy patrons? _____

* **Everyday Life:** What distinct social classes emerged during the Renaissance? _____

* **Trade/Exploration:** Why were Western explorers motivated to take to the seas? _____

* **Science/Technology:** In what areas were significant inventions and advancements made?

* **Step 7:** Explore the timeline by using the  and  symbols at the bottom of the page. Click on objects to find more information about them. Notice that the objects are organized on different colored lines according to the different categories. As you explore record what you find in the chart below. You must record one item for each category.

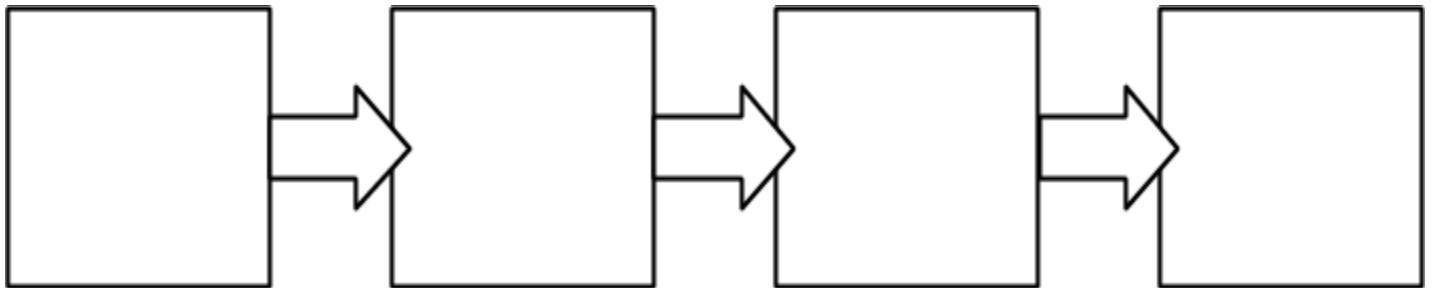
Category	Name/Title of Timeline Item	Year(s) of Item	Description of Timeline Item (at least one complete sentence).	Drawing of Timeline Item
Quest for Knowledge				
Arts/ Architecture				
Patrons Lifestyle				
Everyday Life				
Trade/ Exploration				
Science/ Technology				

* **Step 8:** At the top of the web page, click on "**Innovations 1400-2000.**"

* **Step 9:** Use the **Time Telescope** to explore modern inventions and past innovations that inspired them. Use the yellow arrow on the left side of the Time Telescope to navigate the inventions.

* **Step 10:** Choose one category, and describe 4 of the innovations presented on the Time Telescope for that category. Write the name and description of each invention inside the box, and write the year(s) below.

Category: _____



Year:

Year:

Year:

Year:

Using **at least one complete sentence**, describe how all these inventions or innovations are related: _____

* **Step 11:** At the top of the web page, click on "**Be a Patron of the Arts.**"

* **Step 12:** Choose from one of the three options (Glorify God, Glorify your city, Glorify yourself and your family) and go through the steps to commission a work of art. When you are finished, answer the following questions:

If you could commission a master artist to create any work of art for you, what would you choose? Why? Describe what the work of art would look like. _____

* **Step 13:** At the top of the web page, click on "**The Artist's Life.**" Use the 🏠 and 📖 symbols at the bottom of the page to navigate through the sections.

* **Step 14:** After reading each section, answer the following questions **using complete sentences**:

* **Apprentices and Masters:** During the Renaissance, what would a young person be required to do in order to become a master artist? Give at least 3 specific examples. _____

* **Serving Patrons:** What kinds of art did patrons usually commission? Give at least 3 specific examples. -----

* **Innovating the Artistic Life:** How had the role of the artist changed by the end of the Renaissance? Give at least 3 specific examples. -----

* **Becoming an Artist Today:** How is the process of becoming an artist different today than it was in the Renaissance? Give at least 3 specific examples. -----

Extra Credit

If you would like extra credit, take the 5 vocabulary terms that you chose at the beginning of this activity and use each of them in a complete sentence.

1. -----

2. -----

3. -----

4. -----

5. -----
